

## Introduction

Canvas is the LMS (Learning Management System) used by the East Noble School District. This LMS allows teachers to create digital curriculum for students to access while at school or home. Your student will use Canvas to download files, take quizzes, access links to other sites or view embedded videos. Canvas works in any browser. If you find it not loading in one browser, then please try another. The browsers currently used to access successfully at home are Chrome and Firefox.



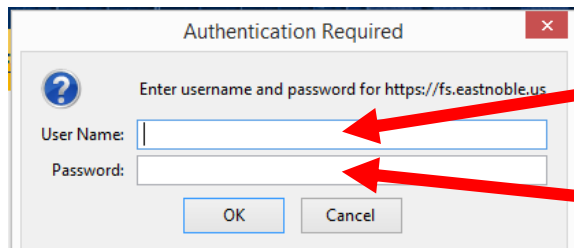
## Parent Access to Canvas

Canvas can be accessed through the school websites. To access them through the web, you will need to go to an East Noble website, such as [www.eastnoble.net](http://www.eastnoble.net). From any East Noble school site, select the “Parents” drop down and then choose “Parent Portal.”



## Signing into Canvas as a Parent

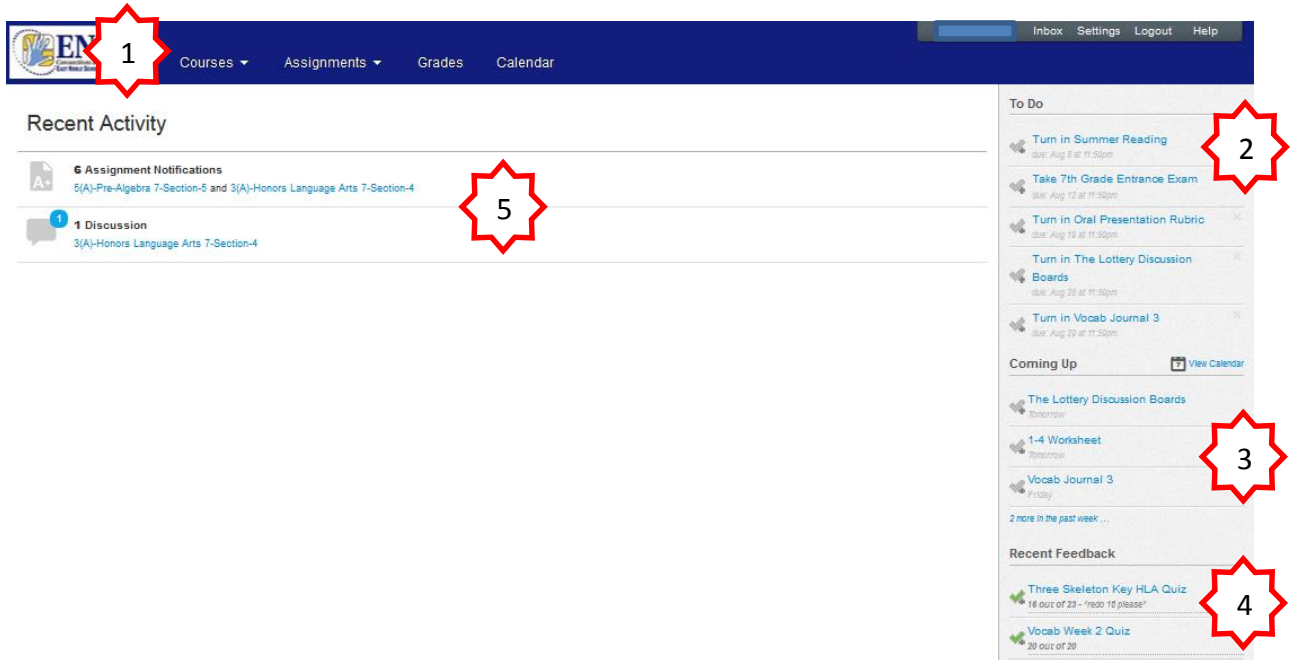
To access to your child’s Canvas page, you MUST sign in with their username and password.



Student’s full e-mail address  
Ex: johndo@eastnoble.net


Student’s password  
Same password they log into laptop with

The Canvas Dashboard: When first logging into Canvas you will be directed to the Canvas dashboard. You should become familiar with the five parts and what is listed below.



1. Global Navigation across the top of page
2. To Do: Late assignments
3. Coming up: Assignments that are due in the future
4. Recent Feedback: Scores and comments from the teacher on assignments already turned in
5. Recent Activity: Assignments that have been added to courses and notifications from discussions

### How to View my Child's Courses



You can click on any of the classes in the list to view assignments, lesson plans, videos and files. This will take you to the teacher's homepage.

Teacher's Homepages using Weekly Agendas: Many teachers use Weekly Agendas to organize their Canvas courses for students. The typical layout of a webpage using the agenda format is shown below. Notice the current weekly agenda at the top and previous weeks' agendas listed below. Once you click on the weekly agenda, you will see what was done in class for the week. (See below.)

2014-2015 East Noble Mi... 3(A)-Honors Language Arts 7-Section-4

Home  
Announcements  
Assignments  
Discussions  
Files  
Quizzes  
Grades **5**  
People  
Pages  
Syllabus  
Outcomes  
Modules  
Conferences  
Collaborations  
Browse NBC Learn

*7<sup>th</sup> Grade  
Honors Language Arts*

**Mrs. Sara Stein**

Email: [sstein@eastnoble.net](mailto:sstein@eastnoble.net)  
 Twitter: @SteinENMS  
 Phone: 260-347-0100 x13210

Helpful Links:  
 Vocabulary: [ww](http://www.quizlet.com) [w.quizlet.com](#) [e](#)  
 No Red Ink Grammar: [www.noredink.com](http://www.noredink.com) [e](#)  
 Writing: <http://owl.english.purdue.edu/owl/> [e](#)  
 Scholastic Book Orders: [www.scholastic.com/bookclubs](http://www.scholastic.com/bookclubs) [e](#)

Classroom Project Sites:  
 Fake Twitter: <http://fakelweetbuilder.com> [e](#)  
[e](#)  
 Meme Creator: <http://www.memecreator.org/create> [e](#)  
[www.padlet.com](http://www.padlet.com) [e](#)

Summer Reading Assignment: Going into 7th Grade  
[SUMMER READING 7th.docx](#) [e](#)  
[FAQ: Everything you need to know about LA Summer.pptx](#) [e](#) [e](#)

Weekly Agenda:  
[Week 3: August 25 through August 29](#)

Previous Agendas:  
[First Week of School](#)  
[Week 1: August 11-15](#)  
[Week 2: August 18 Through August 22](#)

Current Weekly Agenda

Previous Weekly Agenda

Sample Weekly Agenda: Once opening the weekly agenda, you will be able to see lessons for each day. The lessons include links to documents, quizzes, webpages and many others items.

### Weekly Agenda September 22 to September 26

Agenda	
Monday	<p>Learning Objective: I can compare and contrast different international organizations (7.2.4)</p> <ol style="list-style-type: none"> <li>1. Download <a href="#">Bell Work</a> <a href="#">e</a> <a href="#">e</a></li> <li>2. Use the <a href="#">Bell Work Vocabulary List</a> to find the definitions for this week's word</li> <li>3. If we are not done go over Go Animate Skit</li> <li>4. Finish International Organizations Jigsaw (on paper)</li> <li>5. Turn in International Organizations</li> </ol> <p><b>Homework:</b></p> <ul style="list-style-type: none"> <li>• Turn in International Organization Jigsaw (On paper)</li> <li>• Turn in Types of Government Graphic Organizer</li> </ul>
Tuesday	<p>Learning Objective: I can describe how governments can protect or violate citizens human rights (7.2.3)</p> <ol style="list-style-type: none"> <li>1. <a href="#">Bell Work 7</a> <a href="#">e</a> <a href="#">e</a> = Must Haves</li> <li>2. Read the <a href="#">Universal Declaration of Human Rights Info-graphic</a> <a href="#">e</a></li> <li>3. Human Rights Tree (On Paper)</li> <li>4. <a href="#">What are your Human Rights?</a> <a href="#">Canvas Discussion Post</a>.</li> </ol> <p><b>Homework:</b></p> <ul style="list-style-type: none"> <li>• Finish the "What are your human rights?" <a href="#">Canvas Discussion Post</a></li> </ul>

Links to documents

Links to assignments submission page

**Teacher's Homepages Using Modules: Some teachers will use the module format for students to receive information. Modules typically represent a single instructions unit, chapter or topic. Within the module, students can access documents, quizzes, videos and many other items with just a click.**

The screenshot displays two weekly modules in a Canvas LMS interface. The first module, titled "Week 8/7/2014 - 8/8/2014", contains two items: "Syllabus.docx" and "8th Grade Health Final". The second module, titled "Week 8/11/2014 - 8/15/2014", contains ten items: "CHAPTER 2 Skills For a Healthy Life.pptx", "8th Grade Health Chapter 1 Test" (with a due date of Aug 22 and 19 pts), "Day #3-5 Lesson Plan 6 Dimensions of Health August 11-13, 2014", "Chapter 1/Lesson 1 Quiz 'Wellness and Your Health'" (with a due date of Aug 26 and 10 pts), "Days 6-13 Lesson Plan Life skills August 14-25.docx", "Making A Poster 10 Life Skills Rubric.docx", "STUDENT INFORMATION fitness record for health.docx", "Lesson 4 Quiz 'Using Life Skills to Improve Health'" (with a due date of Sep 4 and 10 pts), "Lesson 1 concept review.doc", and "Lesson 4 concept review.doc". Red arrows point from text boxes to the "Due Date" column and the weekly header.

Module	Item	Due Date	Points
Week 8/7/2014 - 8/8/2014	Syllabus.docx		
	8th Grade Health Final		
Week 8/11/2014 - 8/15/2014	CHAPTER 2 Skills For a Healthy Life.pptx		
	8th Grade Health Chapter 1 Test	Aug 22	19 pts
	Day #3-5 Lesson Plan 6 Dimensions of Health August 11-13, 2014		
	Chapter 1/Lesson 1 Quiz "Wellness and Your Health"	Aug 26	10 pts
	Days 6-13 Lesson Plan Life skills August 14-25.docx		
	Making A Poster 10 Life Skills Rubric.docx		
	STUDENT INFORMATION fitness record for health.docx		
	Lesson 4 Quiz "Using Life Skills to Improve Health"	Sep 4	10 pts
	Lesson 1 concept review.doc		
	Lesson 4 concept review.doc		

**Canvas on iOS: You can also access Canvas on any iOS device. Visit your app store to download Canvas by Instructure.**

